

SIGMA ADVANCED SYSTEMS LIMITED
(FORMERLY MEGASOFT LIMITED) <https://sigmaadvsys.com>

Registered Office: No.43/1 (# 129 to # 140), Prestige Palladium, 8th Floor, Greams Road, Nungambakkam, Chennai, 600006, Tamil Nadu, India
Corporate Office: Survey No 1/1, Plot No 24/A, Hardware Park, Srisaillam Road, Kancha Imlarat, Raviriyala Village, Maheswaram Mandal, Hyderabad, 501510
Telangana, India CIN: L24100TN1999PLC042730, Phone: +91-40-69652222 Email: investors@sigmaadvsys.com

EXTRACT OF AUDITED FINANCIAL RESULTS FOR THE QUARTER AND YEAR ENDED 31 MARCH 2026

Standalone				Particulars	Consolidated			
Quarter ended 31 March 2026	Quarter ended 31 March 2025	Year ended 31 March 2026	Year ended 31 March 2025		Quarter ended 31 March 2026	Quarter ended 31 March 2025	Year ended 31 March 2026	Year ended 31 March 2025
13036.13	6,878.97	38707.74	14892.63	Total income from operations (net)	32281.54	5673.35	49187.74	10735.60
4849.59	2265.56	23398.64	3235.81	Net Profit / (Loss) for the period (before Tax, Exceptional and/or Extraordinary Items)	12,875.09	2,266.11	30,946.92	3,233.03
4849.59	2265.56	23398.64	3235.81	Net Profit / (Loss) for the period before tax (after Exceptional and/or Extraordinary items)	12,737.57	2,266.11	29,896.75	3,233.03
4666.21	1771.16	20062.91	2529.67	Net Profit / (Loss) for the period after tax (after Exceptional and/or Extraordinary items)	12,844.90	864.56	26,804.31	(1,398.46)
4673.35	1776.84	20076.20	2535.35	Total Comprehensive Income for the period [Comprising Profit / (Loss) for the period (after tax) and other comprehensive income (after tax)]	12894.38	167.88	26863.43	(2,095.14)
17623.97	7377.00	17623.97	7377.00	Equity Share Capital	17623.97	7377.00	17623.97	7377.00
29809.29	17206.32	29809.29	17206.32	Other Equity (Excluding Revaluation Reserve)	29,216.51	10279.45	29,216.51	10279.45
				Earnings Per Share (after extraordinary items) of Rs. 10/- each				
2.65	1.00	11.38	1.44	Basic	7.29	0.49	15.21	(0.79)
2.65	1.00	11.38	1.44	Diluted	7.29	0.49	15.21	(0.79)

For Sigma Advanced Systems Limited
Sd/-
Sunil Kumar Kalidindi
Executive Director & CEO
DIN: 02344343

Date: 25.05.2026
Place: Hyderabad

The Financial Results can be accessed by scanning the QR Code

Note: The above is an extract of the detailed format of Quarterly/Annual Financial Results for the quarter and year ended 31 March 2026 filed with the Stock Exchanges under Regulation 33 of the SEBI (Listing Obligations and Disclosure Requirements) Regulations, 2015. The full format of the Standalone and Consolidated Financial Results are available on the Stock Exchange websites i.e. www.bseindia.com, www.nseindia.com and website of the Company i.e. https://sigmaadvsys.com/

MAGELLANIC CLOUD LIMITED
CIN NO. L72100TG1981PLC169991


R.O.: Dallas Center, 6th Floor 83/1, Plot No A1, Knowledge City Rd, Rai Durg, Hyderabad, Telangana 500032
Email: compliance@magellanic-cloud.com, Tel: 040-46515454, Website: www.magellanic-cloud.com

AUDITED STANDALONE AND CONSOLIDATED FINANCIAL RESULTS FOR THE QUARTER AND FINANCIAL YEAR ENDED ON 31ST MARCH 2026.

In Compliance with Regulation 33 of the SEBI (Listing Obligation and Disclosure Requirements) Regulations, 2015 ("SEBI Listing Regulations"), the Board of the Directors of Magellanic Cloud Limited ("Company") at its meeting held on Tuesday 26th March 2026, approved the Audited financial results (standalone and consolidated) for the quarter and financial year ended 31st March 2026 ("results").

The results, along with the Auditors Report (standalone and consolidated) by M/s S G C O & Co LLP, Statutory Auditor of the Company are available on the website of the Company at www.magellanic-cloud.com/investors and on the website of the Stock Exchanges i.e Bombay Stock Exchange Limited and National Stock Exchange of India Limited at www.bseindia.com and www.nseindia.com respectively.

In Compliance with Regulation 47 of the SEBI Listing Regulations, we hereby notify that the same can also be accessed by scanning the following Quick Response (QR) code:



By Order of the Board

Sd/-
JOSEPH SUDHEER REDDY THUMMA
(Chairman & Managing Director)

Place : Hyderabad
Date : 26/05/2026


MAN Industries (India) Ltd
the line pipe people

Registered Office : Man House, 101, S. V. Road, Opp. Pawan Hans, Vile Parle (W), Mumbai - 400 056.
Website : www.mangroup.com | Email : cs@maninds.org
CIN :- L99999MH1988PLC047048

EXTRACT OF STATEMENT OF STANDALONE AND CONSOLIDATED AUDITED RESULTS FOR THE QUARTER AND YEAR ENDED 31ST MARCH, 2026

Sr. No	Particulars	STANDALONE					CONSOLIDATED				
		Quarter Ended		Year Ended		Quarter Ended		Year Ended			
		31.03.2026 (Audited)	31.12.2025 (Unaudited)	31.03.2025 (Audited)	31.03.2026 (Audited)	31.03.2025 (Unaudited)	31.03.2026 (Audited)	31.03.2025 (Unaudited)	31.03.2026 (Audited)	31.03.2025 (Unaudited)	
1	Total Income from Operations	1,17,457	81,685	87,494	3,50,832	3,17,240	1,16,551	83,856	1,22,122	3,59,249	3,52,532
2	Net Profit/(Loss) for the period (before Tax, Exceptional and/or Extraordinary items)	9,467	8,173	5,686	26,308	18,550	7,297	7,629	9,118	23,694	20,835
3	Net Profit/(Loss) for the period before Tax (after Exceptional and/or Extraordinary items)	9,467	8,173	5,686	26,308	18,550	7,297	7,629	9,118	23,694	20,835
4	Net Profit / (Loss) for the period after Tax (after Exceptional and/or Extraordinary items)	7,021	6,090	4,033	19,585	13,712	5,085	5,504	6,815	17,048	15,317
5	Total Comprehensive Income for the period (Comprising Profit/(Loss) for the period (after tax) and other Comprehensive Income (after Tax))	8,051	6,408	4,424	20,744	14,164	6,137	5,852	7,260	18,350	15,821
6	Paid up Equity Share Capital			3,750		3,237				3,750	
7	Reserves (excluding Revaluation Reserve) as shown in the Audited Balance Sheet of the previous year			1,88,454		1,38,646				2,04,904	
8	Earning Per Share (of Rs. 5/- each)			6.32		27.17		21.18		7.00	
	Basic (Rs.)	9.74	8.45	6.32	27.17	21.18	7.00	7.64	9.15	23.65	23.66
	Diluted (Rs.)	9.58	8.31	6.09	26.72	20.39	7.00	7.51	8.82	23.26	22.78

Notes:
1 The above is an extract of the detailed format of the quarter and 12 months ended financial results filed with the Stock Exchanges under Regulation 33 of SEBI (Listing Obligations and Disclosure Requirements) Regulations, 2015. The full format of quarter and 12 months ended Audited Financial Results as reviewed by the Audit Committee on May 25, 2026, and subsequently approved by the Board of Directors on same date are available on the Company's website i.e. <http://www.mangroup.com> and also available on the websites of Stock Exchanges viz BSE Limited (www.bseindia.com) and National Stock Exchange of India Limited (www.nseindia.com).
2 The above results are in accordance with the Indian Accounting Standards (Ind AS) as prescribed under Section 133 of the Companies Act, 2013, read with the relevant Rules issued there under and other accounting principles generally accepted in India. Accordingly, previous period's figures have been reclassified / regrouped/ restated, whenever necessary.
3 The outstanding order book position at the start of current FY 27 is approx. Rs. 3,000 crores to be executed in 6 to 12 months.



For Man Industries (India) Limited
Dr. R C Mansukhani
Chairman
DIN - 00012033


Place : Mumbai
Date : May 25, 2026

BAG B.A.G. Films and Media Limited
CIN: L74899DL1993PLC051841
Regd Office: 352, Aggarwal Plaza, Plot No. 8, Kondli, East Delhi, New Delhi-110096
Corp Office: FC-23, Sector-16A, Film City, Noida (UP)-201301
Tel: 91 120 460 2424, Website: www.bagnetnetwork24.in, E-mail: info@bagnetwork.in

Extract of Audited Standalone and Consolidated Financial Results for the Quarter and Year Ended March 31, 2026

Particulars	Standalone					Consolidated				
	Quarter Ended		Year Ended		Quarter Ended		Year Ended			
	31.03.2026 (Audited)	31.12.2025 (Unaudited)	31.03.2025 (Audited)	31.03.2026 (Audited)	31.03.2025 (Unaudited)	31.03.2026 (Audited)	31.03.2025 (Unaudited)	31.03.2026 (Audited)	31.03.2025 (Unaudited)	
Total Income from operation (net)	1,304.97	1,319.02	1,082.06	4,405.25	3,814.28	4,292.63	3,992.71	4,188.62	15,007.19	13,595.87
Net Profit / (Loss) for the period (before Tax, Exceptional and/or Extraordinary Items)	42.19	227.51	43.09	425.80	154.18	417.80	26.92	835.25	769.40	1,224.26
Net Profit / (Loss) for the period before tax (after Exceptional and/or Extraordinary items)	42.19	227.51	43.09	425.80	154.18	417.80	26.92	835.25	769.40	1,224.26
Net Profit / (Loss) for the period after tax (after Exceptional and/or Extraordinary items)	29.24	216.33	31.62	380.23	108.95	234.54	11.12	649.67	504.02	999.03
Total Comprehensive Income for the period [Comprising Profit / (Loss) for the period (after tax) and Other Comprehensive Income (after tax)]	39.11	216.33	52.73	390.10	130.06	271.22	11.12	632.48	540.70	981.84
Equity Share Capital	4,152.66	3,956.66	3,956.66	4,152.66	3,956.66	4,152.66	3,956.66	3,956.66	4,152.66	3,956.66
Earnings Per Share (of ₹2/- each) (for continuing and discontinued operations)			0.07		0.14		0.01		0.27	
Basic:	0.02	0.11	0.03	0.20	0.07	0.14	0.01	0.33	0.27	0.50
Diluted:	0.02	0.11	0.03	0.19	0.07	0.11	0.00	0.27	0.22	0.41

Notes:
1) The above Audited Standalone and Consolidated Financial Results for the Quarter and Year Ended March 31, 2026 were reviewed by the Audit Committee and approved by the Board of Directors at its meeting held on May 25, 2026.
2. The above is an extract of the detailed format of Audited Standalone and Consolidated Financial Results for the quarter and year ended on March 31, 2026 filed with the Stock Exchanges under Regulation 33 of the SEBI (Listing and Other Disclosure Requirements) Regulations, 2015. The full format of Audited Standalone and consolidated financial results of the Company for the quarter and year ended March 31, 2026 are available to investors on the Stock Exchange websites www.nseindia.com and www.bseindia.com and also on the Company's website www.bagnetnetwork24.in. The same can be accessed by scanning the QR Code provided below.
3. Previous quarter/ year's figures have been regrouped / reclassified, wherever considered necessary.



For B.A.G. Films and Media Limited
Sd/-
Anuradha Prasad Shukla
Chairperson and Managing Director
DIN : 00010716

Place: Noida
Date : May 25, 2026

JK TYRE & INDUSTRIES LTD.
Desh Ka Tyre: JK Tyre

Revenue up 12%
EBITDA up 42%

CONSOLIDATED FINANCIAL RESULTS FOR THE QUARTER AND YEAR ENDED 31ST MARCH, 2026


Sl. No.	PARTICULARS	Quarter ended March 31, 2026 (Audited)	Year ended March 31, 2026 (Audited)	Quarter ended March 31, 2025 (Audited)
1	Revenue from Operations	4,223.44	16,326.65	3,758.60
2	Operating Profit (PBITD)	546.46	2,089.00	384.38
3	Net Profit before Tax and Exceptional items	323.18	1,188.33	146.71
4	Net Profit before Tax but after Exceptional items	276.51	1,042.74	143.94
5	Net Profit after Tax and Exceptional items	177.96	775.90	98.66
6	Total Comprehensive Income [comprising Profit for the period (after Tax) and Other Comprehensive Income (after Tax)]	203.12	904.65	111.62
7	Equity Share Capital	57.66	57.66	54.80
8	Other Equity excluding Revaluation Reserve as shown in Audited Balance Sheet	6003.16		
9	Earnings Per Share (of ₹ 2/- each)			
	- Basic (₹)	6.25	27.24	3.47
	- Diluted (₹)	6.25	27.24	3.47

Notes:
* The Board has recommended a dividend of ₹ 4.00 per equity share i.e. 200% for the financial year ended 31st March, 2026.
* Standalone financial information of the Company, pursuant to regulation 47(1)(b):

PARTICULARS	Quarter ended March 31, 2026 (Audited)	Year ended March 31, 2026 (Audited)	Quarter ended March 31, 2025 (Audited)
Turnover	3,911.10	14,668.99	3,425.68
Operating Profit (PBITD)	519.25	1,964.68	365.02
Profit before Tax	273.39	1,001.83	147.35
Profit after Tax	203.65	747.78	105.02

* Exceptional items includes Foreign exchange loss of ₹ 18.03 crores & ₹ 25.95 crores and VRS expense ₹ 28.41 crores & ₹ 30.16 crores for the quarter and year ended 31.03.2026 respectively and incremental retiral obligations due to New labour codes of ₹ 0.23 crore & ₹ 56.98 crores and Stamp duty expense pursuant to the scheme of amalgamation of Nil & ₹ 32.50 crores for the quarter and year ended 31.03.2026.
* The above is an extract of the detailed format of Quarterly and Year ended Financial Results filed with the Stock Exchanges under Regulation 33 of the SEBI (Listing Obligations and Disclosure Requirements) Regulation, 2015 (SEBI LODR). The full format of the Standalone and Consolidated Quarterly and Year ended Financial Results are available on the Stock Exchange websites (URL- www.bseindia.com and www.nseindia.com) and on website of the Company at <https://jktyre.com/investor/quarterly-results>. The same can also be accessed by scanning the QR code provided below.

JK Tyre adjudged 'Best in Class' ESG rating for the 3rd consecutive year



For JK Tyre & Industries Limited
Raghupati Singhania
Chairman & Managing Director

New Delhi
26th May, 2026

Admin. Office : 3, Bahadur Shah Zafar Marg, New Delhi-110 002, Phone : 91-11-66001112, 66001122
Regd. Office : Jaykaygram, PO - Tyre Factory, Kankroli - 313 342, Rajasthan, Website : www.jktyre.com
Corporate Identity Number : L67120RJ1951PLC045966

INDSIL HYDRO POWER AND MANGANESE LIMITED
Regd. Office : "INDSIL HOUSE" 103-107, T.V. Samy Road (West), R.S. Puram, Coimbatore 641 002. Ph. No. 0422-4522922
Fax No. 0422-4522925, Email : secretarial@indsil.com | Web : www.indsil.com CIN-L27101TZ1990PLC002849

EXTRACTS OF AUDITED STANDALONE AND CONSOLIDATED FINANCIAL RESULTS FOR THE YEAR ENDED 31ST MARCH 2026

S. No.	Particulars	STANDALONE				CONSOLIDATED			
		Quarter Ended		Year Ended		Quarter Ended		Year Ended	
		31.03.2026 (Audited)	31.12.2025 (Unaudited)	31.03.2025 (Audited)	31.03.2026 (Audited)	31.03.2025 (Unaudited)	31.03.2026 (Audited)	31.03.2025 (Unaudited)	
1	Total Income from Operations (net)	3,903.11	3,694.76	3,338.70	15,460.28	23,823.12	3,903.11	3,694.76	15,460.28
2	Net Profit / (Loss) for the period (before tax, Exceptional and / or Extraordinary Items)	158.91	365.04	(615.06)	1,521.14	9,748.60	158.91	365.04	1,521.14
3	Net Profit / (Loss) for the period before tax (after Exceptional and / or Extraordinary Items)	158.91	365.04	(1,247.70)	1,521.14	9,115.96	158.91	365.04	1,521.14
4	Net Profit / (Loss) for the period after tax (after Exceptional and / or Extraordinary Items)	109.37	387.68	(2,525.16)	1,499.71	7,607.92	109.37	387.68	1,499.71
5	Total Comprehensive Income for the period (Comprising Profit / (Loss) for the period (after tax) and other Comprehensive Income (after tax))	78.51	390.00	(2,461.78)	1,472.37	7,677.66	78.51	390.00	1,472.37
6	Equity Share Capital	2,779.11	2,779.11	2,779.11	2,779.11	2,779.11	2,779.11	2,779.11	2,779.11
7	Reserves (excluding Revaluation Reserve) as shown in the Audited Balance Sheet of the previous year	-	-	-	15,682.03	8,438.15	-	-	-
8	Earnings per equity share (of Rs.10/- Each) (for continued and discontinued operations)			0.54		27.38		0.39	
	Basic : (in Rs.)	0.39	1.39	(9.09)	5.40	27.38	0.39	1.39	5.40
	Diluted : (in Rs.)	0.39	1.39	(9.09)	5.40	27.38	0.39	1.39	5.40

Notes :
1) The above is an extract of the detailed format of Audited Financial Results for the Quarter and Year ended 31st March, 2026 filed with the Stock Exchange under Regulation 33 of the SEBI (Listing Obligations and Disclosure Requirements) Regulations, 2015. The full format of the Audited Financial Results are available on the Bombay Stock Exchange website (www.bseindia.com) and on the Company's Website (www.indsil.com)
2) The above financial results have been reviewed by the Audit Committee and approved by the Board of Directors at their respective meeting held on 25th May, 2026, and review of the same is carried out by the Statutory Auditors of the Company.
3) The results have been prepared in accordance with the Companies (Indian Accounting Standards) Rules, 2015 (Ind AS) prescribed under Section 133 of the Companies Act, 2013 and other recognised accounting practices and policies to the extent applicable.
4) The figures for the previous periods have been re-grouped / re-arranged wherever necessary to make them comparable with those of current period.
5) The Consolidated financial results for the quarter and year ended 31.03.2026 includes financial results of Wholly Owned Subsidiary Company - Indsil Infrastructure Limited
6) The figures for the corresponding previous period in the Consolidated Statement of P&L are not applicable as this is the first period for which consolidation is being carried out. Consequently, the financial figures for the current period are not comparable with the previous period.



For INDSIL HYDRO POWER AND MANGANESE LIMITED
VINOD NARSIMAN
Whole-time Director
DIN : 00035746

Place : Coimbatore
Date : 25.05.2026

